

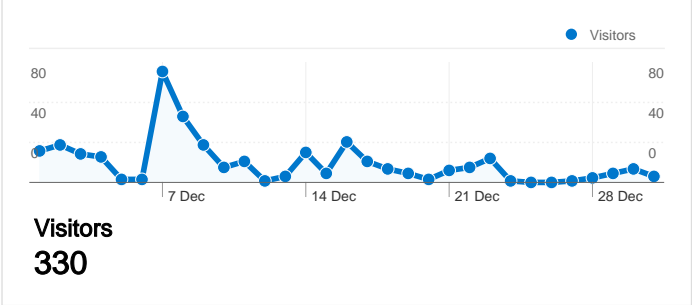
Site Usage

453 Visits
48.34% Bounce Rate

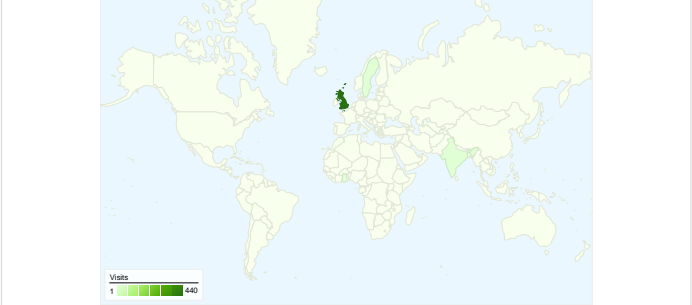
1,235 Page Views
00:02:08 Avg. Time on Site

2.73 Pages/Visit
52.76% % New Visits

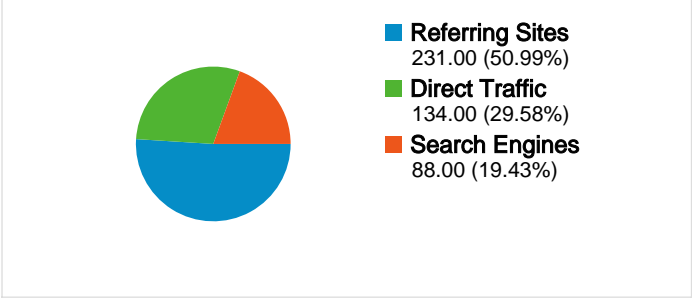
Visitors Overview



Map Overlay world

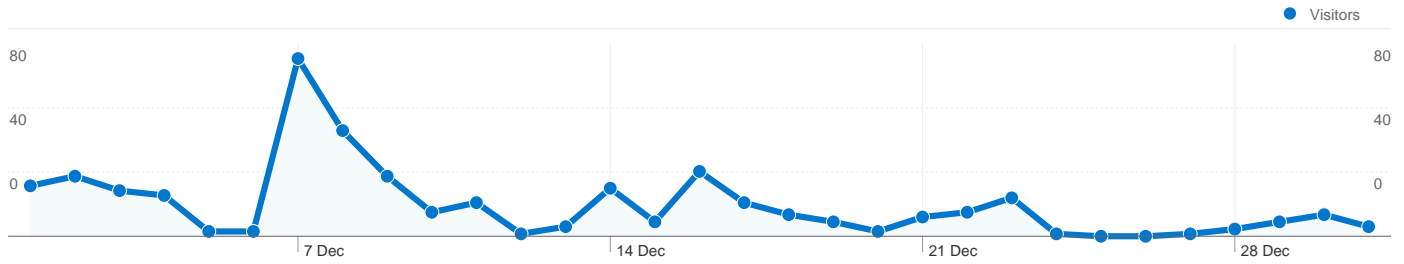


Traffic Sources Overview



Content Overview

| Pages | Page Views | % Page Views |
|------------------|------------|--------------|
| / | 312 | 25.26% |
| /index.php?q=626 | 95 | 7.69% |
| /index.php?q=8 | 85 | 6.88% |
| /index.php?q=22 | 68 | 5.51% |
| /index.php?q=30 | 59 | 4.78% |



330 people visited this site

453 Visits

330 Absolute Unique Visitors

1,235 Page Views

2.73 Average Page Views

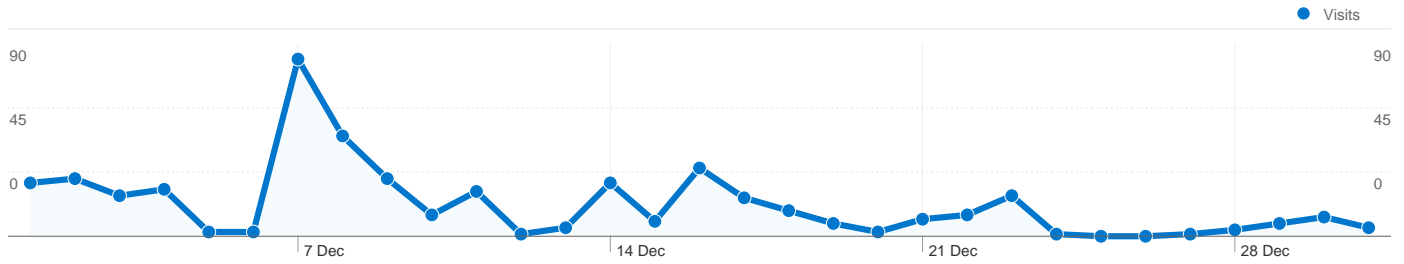
00:02:08 Time on Site

48.34% Bounce Rate




52.76% New Visits

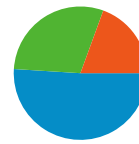
Technical Profile

| Browser | Visits | % visits | Connection Speed | Visits | % visits |
|-------------------|--------|----------|------------------|--------|----------|
| Internet Explorer | 398 | 87.86% | Unknown | 169 | 37.31% |
| Firefox | 38 | 8.39% | DSL | 164 | 36.20% |
| Safari | 9 | 1.99% | T1 | 72 | 15.89% |
| Chrome | 6 | 1.32% | Cable | 37 | 8.17% |
| Opera | 2 | 0.44% | OC3 | 8 | 1.77% |



All traffic sources sent a total of 453 visits

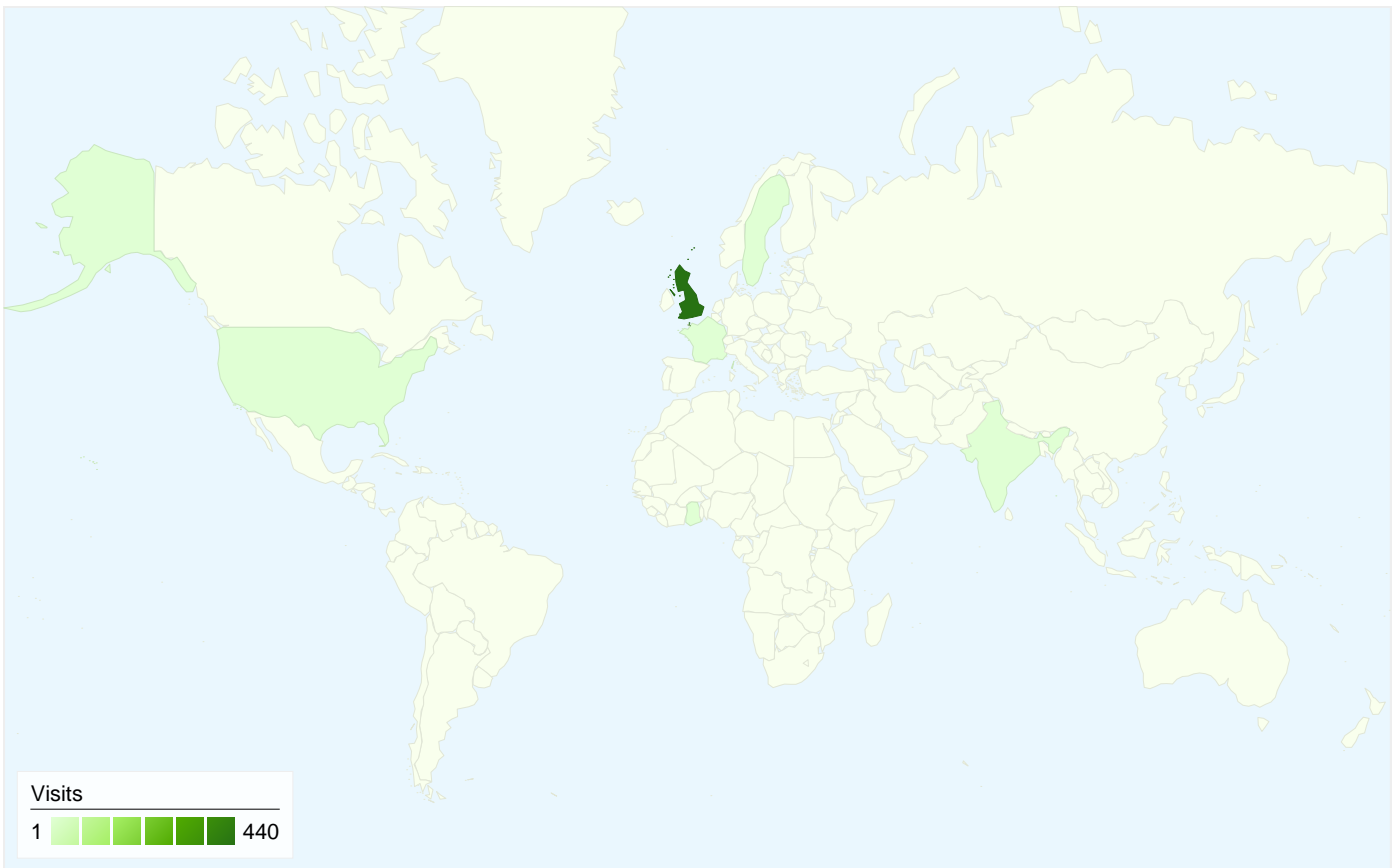
-  **29.58%** Direct Traffic
-  **50.99%** Referring Sites
-  **19.43%** Search Engines



- **Referring Sites**
231.00 (50.99%)
- **Direct Traffic**
134.00 (29.58%)
- **Search Engines**
88.00 (19.43%)

Top Traffic Sources

| Sources | Visits | % visits | Keywords | Visits | % visits |
|-------------------------------|--------|----------|------------------------|--------|----------|
| (direct) ((none)) | 134 | 29.58% | kent link | 29 | 32.95% |
| thekentlink.co.uk (referral) | 117 | 25.83% | the kent link | 7 | 7.95% |
| google (organic) | 72 | 15.89% | kent links | 6 | 6.82% |
| thekentlink.org.uk (referral) | 32 | 7.06% | kent local involvement | 4 | 4.55% |
| discoverfolkestone.co.uk | 11 | 2.43% | dentalpol ltd | 3 | 3.41% |

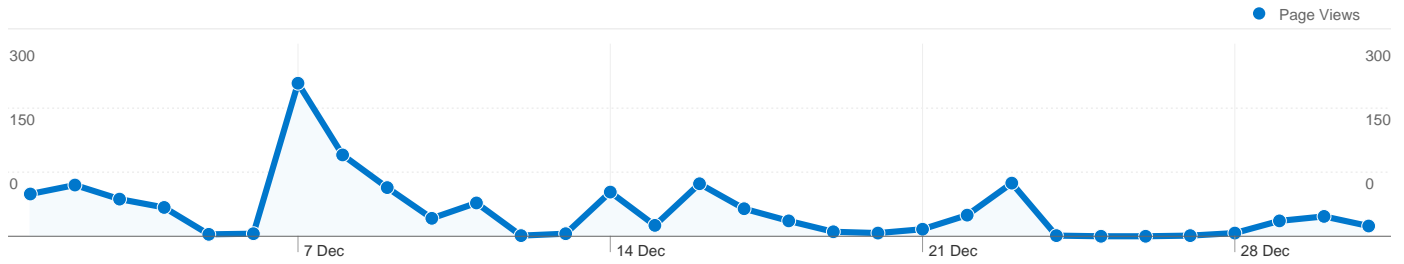


453 visits came from 7 countries/territories

Site Usage

| Country/Territory | Visits | Pages/Visit | Avg. Time on Site | % New Visits | Bounce Rate |
|-------------------|--------|-------------|-------------------|--------------|-------------|
| United Kingdom | 440 | 2.77 | 00:02:10 | 52.27% | 47.27% |
| (not set) | 6 | 1.50 | 00:01:00 | 33.33% | 83.33% |
| Ghana | 2 | 1.50 | 00:00:21 | 100.00% | 50.00% |
| India | 2 | 1.00 | 00:00:00 | 100.00% | 100.00% |
| Sweden | 1 | 1.00 | 00:00:00 | 100.00% | 100.00% |
| France | 1 | 1.00 | 00:00:00 | 100.00% | 100.00% |
| United States | 1 | 1.00 | 00:00:00 | 100.00% | 100.00% |

1 - 7 of 7



Pages on this site were viewed a total of 1,235 times

1,235 Page Views

933 Unique Views

48.34% Bounce Rate

Top Content

| Pages | Page Views | % Page Views |
|------------------|------------|--------------|
| / | 312 | 25.26% |
| /index.php?q=626 | 95 | 7.69% |
| /index.php?q=8 | 85 | 6.88% |
| /index.php?q=22 | 68 | 5.51% |
| /index.php?q=30 | 59 | 4.78% |